

U.S. Treaty Making with American Indians: Institutional Change and Relative Power, 1784–1911

Arthur Spirling Harvard University

Native Americans are unique among domestic actors in that their relations with the U.S. government involve treaty making, with almost 600 such documents signed between the Revolutionary War and the turn of the twentieth century. We investigate the effect of constitutional changes to the treating process in 1871, by which Congress stripped the president of his ability to negotiate directly with tribes. We construct a comprehensive new data set by digitizing all of the treaties for systematic textual analysis. Employing scaling techniques validated with word-use information, we show that a single dimension characterizes the treaties as more or less “harsh” in land and resource cession terms. We find that specific institutional changes to treaty-making mechanisms had little effect on agreement outcomes. Rather, it is the relative bargaining power of the United States economically and militarily that contributes to worsening terms for Indians over the nineteenth century.

Between the War of Independence and the turn of the twentieth century, approximately two million square miles of land were transferred from the sovereignty of Native Americans to that of the United States. At a rate of two square miles *per hour*, there can be little doubt that the shift in possession was both rapid and comprehensive.¹ Since the history of the United States is in large part the history of its relationship with Indian Nations, the treaty process and its consequences are of profound practical concern and have thus received considerable attention from students of government, historians, and legal scholars (see, e.g., Deloria and DeMallie 1999; Prucha 1986; Wilkins 2007 for an overview, and see, e.g., Johansen and Deloria 2004 for recent, treaty-specific contributions).

While many scholars have focused on area- and tribe-specific studies (e.g., Calloway 2008; Edmunds 1978; Ethridge 2003; Gibbon 2003; McKee and Schlenker 1980; Miller 1991; O’Brien 2003; St. Germain 2001; White 1991), it is the effects of institutional change on the treaty-making process that are likely to be most interesting to political scientists—in particular, the successful

1871 attempt by Congress to strip the president of his right to treat with Native peoples directly. As a consequence, treating became part of a broader legislative process, involving congressional actors with incentives and constraints potentially very different from those of the president. But while there certainly was a classification change, it is unclear to what extent there was a discontinuity in the nature of the documents themselves (Deloria and DeMallie 1999, 249–50). Experts have been skeptical, noting a “business as usual” continuation under alternative institutional routes and nomenclature (e.g., Wilkins 2007, 116). Certainly any claims of “differentness” for the nature of treating would need to contend with an alternative hypothesis that places this institutional switch in the context of a much more general growth in the relative bargaining strength of the United States over this period, not least due to its own pursuit of enabling legislation—the Indian Removal Act of 1830 being a key example (Banner 2005, 191–227).

Historians and lawyers have offered detailed qualitative accounts of the 1871 change, but there have been few—if any—attempts to study the universe of Native

Arthur Spirling is Assistant Professor, Department of Government and Faculty Associate of the Institute for Quantitative Social Science, Harvard University, 1737 Cambridge St., Cambridge, MA 02138 (aspirling@gov.harvard.edu).

I am very grateful to Christopher Alcantara, Justin Grimmer, Burt Monroe, Michael Peress, Kevin Quinn, Phil Schrodtt, and Brandon Stewart for helpful comments. I am similarly indebted to audiences at the IQSS Applied Statistics Workshop, Comparative Politics Faculty Seminar, Polmeth 2010, and the Princeton ‘New Methodologies’ conference for feedback on an earlier draft. The University of Rochester’s the star lab provided logistical support when I was initially gathering data for this project. Direction and assistance from four referees and the Editor made the manuscript much better in terms of content and style. The usual caveat applies. Data may be found here: <http://www.people.fas.harvard.edu/~spirling/data.html>.

¹Indeed, had the land transfer progressed unchecked at this rate to present times, the United States would contain an additional Mexico-sized tranche of territory.

American Journal of Political Science, Vol. 56, No. 1, January 2012, Pp. 84–97

© 2011, Midwest Political Science Association

DOI: 10.1111/j.1540-5907.2011.00558.x

American treaty texts from a quantitative viewpoint, utilizing statistical methods and testing technologies. This is unfortunate, but unsurprising. It is unfortunate because ignoring the wealth of treaty information that is now available has resulted in an asymmetric understanding of “inter-national” relations for the United States: while we have garnered much systematic theoretical and empirical knowledge about treaties where *foreign* nations are concerned (see, e.g., Koremenos 2005; Simmons 2000; Von Stein 2005), we know relatively little about those signed between *domestic* nations. This extends to our understanding of their creation, language, and temporal change. This is despite a recognition by scholars that treaties signed under Article II of the Constitution are, in fact, negotiated *contracts*,² and a commensurately vast literature in political economy on bargaining, which could potentially provide some intuitive predictions and guidance for our research.

It is unsurprising, in part due to technical limitations that have only recently been overcome. With around 600 treaties to be studied, it is unclear how the researcher should proceed: for reasons of cost alone, it would be preferable to work with automatic coding or classifying. But text analysis approaches in social science typically assume that we seek to uncover the ideological (spatial) position of a document’s authors (see, e.g., Budge et al. 2001; Laver, Benoit, and Garry 2003; Slapin and Proksch 2008) or else classify document types with certain categories in mind (e.g., Hopkins and King 2010). Yet none of these is a natural way to work with treaties.³ Alternatively then, since the question of purported change alluded to concerns the practical “difference” between types of texts, it might seem logical to utilize the myriad of document-similarity measures that are currently in existence (see, e.g., Salton 1989). But such approaches essentially jettison *word-order* information, which, as we explain below in more detail, we might wish to avoid losing in the case of these texts.

We seek to rectify this theoretical and empirical deficit in the current article. Using a new data set with the texts of almost 600 treaties and post-1871 agreements signed between 1784 and 1911, we explore the evolution of treaty making through the lens of institutional change and bargaining power. Using (kernel) principal components, we demonstrate that a single dimension does a good job of summarizing the data and that this contin-

uum is primarily concerned with the “harshness” in terms of land transfer and property cession that the texts document. We show that this dimension provides evidence for a potentially detrimental “war effect” in the sense that Indian tribes involved in conflict—all of whom were ultimately defeated—found themselves forced to accept worse terms than other nations who avoided such confrontation. While there are structural breaks in the time series of treaties, there is scant evidence that stripping the president of the ability to treat with Indian tribes represents one of them. That is, the general trend of rising American government power outweighs the effect of any specific institutional variation in 1871. More broadly, this article demonstrates the value of text-as-data and shows how different theories from political science and history may be contrasted and tested against each other in a systematic manner.

We proceed as follows: in the second section, we give the substantive background for the current study and report previous efforts of scholarship. We also report some intuitive predictions concerning the key constitutional change of 1871. In the following sections, we introduce the data and then the methods for analyzing the texts. In the fifth section, we report results consistent with a bargaining model of behavior and comment on the evolution of treaties over time. In particular, we demonstrate that earlier treaties were generally more sympathetic to Indian interests than those signed after 1825, when the United States used its increasing military, political, and economic might to drive harder and harsher bargains with the tribes; so, while 1871 certainly represents a legal change, “business as usual”—with respect to the terms Indians were compelled to accept—continued uninterrupted and throughout this period. The final section concludes.

Literature, Orientation, and Institutional Changes

There are some 2.5 million Native Americans living in the present-day United States (United States Census 2000) and the U.S. government officially recognizes 565 tribes and Alaska Native peoples (Federal Register 2007). They are concentrated in California, Oklahoma, and the Southwest (United States Census 2002). Though they constitute an ethnic minority of sorts, Native Americans are properly considered *nations* and are unique in that their relationship with the United States is in part governed by treaties (Wilkins 2007, 45–46). Treating with Native Americans became common soon after first

²See, for example, Mahoney (2007) for a legalistic discussion of this position and its implications. Miller (2007) applies the same principle to Native Americans specifically.

³We are also not particularly concerned with the “topics” of the treaties—see Quinn et al. (2010) for an overview of such methods.

contact with English settlers in the early seventeenth century (Williams 1999). Implicit in these agreements was the assumption that the Indians actually *owned* the land and were thus able to trade it away (Banner 2005). By Royal Proclamation in 1763, it was declared that only the Imperial government could *buy* land (private individuals could not do so). This was subsequently confirmed to be true for the U.S. government also, by the Intercourse Act of 1790 and subsequent Supreme Court decisions.⁴

The history of treating has been the subject of many accounts, some general (e.g., Deloria and DeMallie 1999; Prucha 1994), others dealing with particular tribes, times, or treaties (e.g., Asher 1999; Calloway 2008; Edmunds 1978; Ethridge 2003; Gibbon 2003; McKee and Schlenker 1980; Miller 1991; O'Brien 2003; St. Germain 2001; White 1991). In terms of trends, Prucha (1994) argues, and others agree, that the end of the War of 1812 allowed a less-threatened United States to assume a "position of dominance" for subsequent negotiations. Indian removal to west of the Mississippi in the post-1830 period has been especially well discussed, in part due to the human suffering it entailed (see Akers 2004; Deloria 1985; O'Brien 2003). Exactly what constitutes the "universe" of treaties for analysis is debated. The most famous collection is that of Kappler (1904), though other scholars—especially Deloria and DeMallie (1999)—have disputed and extended that collection substantially. The latter forms the backdrop for our work here. To contribute to the debate on policy evolution, systematically examining and coding every treaty in a social scientific manner is the ideal way to proceed. But it is problematic—there are a large number, and hand coding is likely to be unreliable and expensive.

Negotiating Treaties as Contracts

Both legally and conceptually, treaties may be considered contracts, and several scholars have treated them as such (see Mahoney 2007; Miller 2007 for recent examples). At least since the American Revolution, treaties negotiated under Article II of the Constitution are interpreted by the Supreme Court as commitments wholly separate to legislation. Whatever their precise clauses and specifications, contracts are the products of bargaining—albeit perhaps implicitly. Of interest in this article is the changing nature of the "bargain" (in contract terms) both sought and achieved by the United States from Indian tribes.

There is, of course, a vast literature in political economy on this topic (introductory accounts can be found

in Muthoo 1999; Myerson 1997; Osborne and Rubinstein 1990), and scholars of international relations have been particularly active in applying the insights therein to conflict between nations (see Powell 2002 for an overview, and Fearon 1995; Slantchev 2003; Wagner 2000 for examples). The interest in many such works—where war is treated as an "outside option"—is the way in which the threat of conflict drives the bargaining outcome over territory between states. With that body of work in mind, there are several general predictions vis-à-vis the "harshness" of the treaties (contracts) American Indians were forced to sign. In particular, we could expect the extent of Indian concessions to the United States to be (a) increasing in the United States' relative military capability (i.e., harsher agreements when the United States was more likely to defeat the Indians in a subsequent war, or had just done so) and (b) decreasing in the cost of conflict to the United States (i.e., harsher agreements when war was relatively cheap from the United States' perspective). This is quite apart from any variation in the payoff to the U.S. actors ultimately responsible for the treaties signed: ultimately, we would expect negotiating with politicians who gain more utility from Indian land seizures to be pernicious for the tribes involved. This latter point may seem almost tautological, but it is worth exploring given an important legal change in 1871.

Institutional Change in 1871

From a strictly constitutional standpoint, treaty making with the United States began during the Revolutionary War (1778) and ended in 1868. There are thus 367 treaties with undisputed status. These were negotiated by the president and ratified by the Senate as is required for treaties under Article II of the Constitution. For the entire period under study, the bargaining "protocol" was essentially a "take-it-or-leave-it" offer from the government. In part, this was for institutional reasons: by the Intercourse Act of 1790, only the federal government could purchase land (and make treaties) with Native Americans (Banner 2005, 135), and thus there were no competitors for this monopsony role. And there is scant evidence of an open, alternating style of negotiation (in the sense of, say, Rubinstein 1982). Indeed, officials frequently used "force, bribery, deception and threats, among other things, to convince Indian leaders to sign land cession treaties" (Satz 1976, 1).

From the 1860s onwards a confluence of several events meant that treaties, and specifically treaties negotiated by the president, would cease to be made. Banner (2005, 236–53) gives a full account, but the outline of

⁴See, for example, *Johnson v. M'Intosh*, 21 U.S. (8 Wheat.) 543 (1823).

the changes is as follows. First, there was the increasing legalistic belief that it made little sense to treat with Indians living within the territory of the United States and already subject to its jurisdiction. That is, such Nations could not be regarded as sovereign entities, and in any case could not ensure compliance among all their peoples to the treaties they did sign. Second was the rise of the (quasi-racist) contention that Indians were simply not able to comprehend the nature of the treaty process itself, nor give their consent meaningfully. White humanitarians similarly turned their back on treaties, believing them increasingly likely to be cynically designed and abrogated whenever suited the government. Finally, the fact that the president alone could negotiate treaties, but that the funds relating to these negotiations (including payments to nations) were supplied by Congress meant that the House was routinely forced to agree to appropriations over which it had no control.

Primarily due to this latter pressure, in 1871 by a complex series of maneuvers (see Deloria and DeMallie 1999, 233–38; Gibbon 2003, 139–57), Congress removed the presidential power to treat.⁵ After this point, ratified “agreements” became the norm for documenting the relationship between the tribes and the government. Wilkins (2007) and others argue that this arrangement—and the self-confident Congress that came with it—ushered in an aggressive new regime of conquest and ruin for Native peoples. In part, such reasoning arises from the different incentives that members of the House had relative to the president. Not only were congressmen the only directly elected legislators at this time, but also they often represented the precise areas from which Indian reservations were to be carved, thus denying white pioneers the lands they sought to settle (Banner 2005, 249).⁶ Given that whites voted and Indians did not, the electoral incentives (especially in states like California—see Deloria and DeMallie 1999, 745) were such that we might imagine these House members would be keen to ensure that future land exchanges were as deleterious as possible to Indian holdings. On the other hand, some scholars have claimed that the substitute institutions were essentially identical in practical effect, if not legal detail (Banner 2005, 252). Political scientists have long argued for the importance of studying seemingly subtle rules and their changes (e.g.,

Riker 1980, 1986), so there is much cross-discipline interest in investigating the linguistic and empirical implications of the changed procedures in this case.

While the new institutional arrangement suggests a relatively clean “break point” in harshness terms, a more gradual worsening of terms might be seen via changes in the general bargaining power of the United States. Scholars have argued explicitly, for example, that the increasing military and industrial might of the United States made enforcing “harsher” deals easier as time went on; using qualitative methods, Keohane (1996, chap. 4, 5–6), talks of a “power relationship” between settlers and Indians that had “fundamentally changed” by the middle of the nineteenth century, not least due to overwhelming differences in population size. Satz (1976, 6) argues that a presidential intent to forcibly move the Indians was a constant since the founding of the Republic, but that by the 1820s the *costs* of such a threat—should it have been realized—became easier to bear as public and intellectual opinion shifted.

In some senses, these are competing theories worthy of investigation: on the one hand, we have sudden institutional variation, and on the other we have a more general trending variable. We now discuss the relevant data and methods, before opining on the plausibility of each account, and some associated findings therein.

Data

Our universe of treaties and agreements is those signed between Indians and the U.S. government between the end of the Revolutionary War and 1911. This means our data are a proper subset of that reported by Deloria and DeMallie (1999) for these two sets of actors, but, in practice, the differences are very slight.⁷ First, we do not include those few treaties signed with the United States before it had won the war since, up to that point, its authority over its territory was still in some doubt. Hence, our data begin in 1784. Second, we do not include a final document signed sometime after all the others (i.e., 1911) in the data—in particular, we drop the 1954 agreement with the Cheyenne River Sioux. Third, we drop some “miscellaneous” treaties that appear as (a) “additional ratified treaties” (Deloria and DeMallie 1999, 204) which are absent from Kappler (1904) and not included in the State Department files and (b) some so-called “Conventions” with the Indians (Deloria and DeMallie 1999,

⁵Whether or not Congress had the constitutional authority to strip the president of this right is debated, though not the focus of our efforts here.

⁶The fact that the United States was rapidly expanding, and that by the 1840s included states west of the Mississippi, like Texas, meant that congressional representation—and its associated demand for land—kept track with the Indian tribes previously removed from the East.

⁷Note that Indian tribes occasionally signed treaties with foreign nations and also nongovernmental actors like railway companies. These relationships are not our focus here.

253), signed between 1825 and 1836. Our plan is thus to steer a “middle way” in data terms: using the Deloria and DeMallie (1999) corrections to the gross errors of Kappler (1904), while staying true to the general use of the terms “treaty” and “agreement” in the literature.⁸ All told, we have 595 documents of interest—all scanned or rewritten as plain text files (UTF-8)—which may be broken down into several *legal* categories. First, there are those which are *Valid and Operable* (365 texts): beginning after the Revolution with the Treaty of Fort Stanwix of 1784 signed with the six nations, and ending with a treaty signed with the Nez Perce in 1868, these treaties have been ratified under Article II. Second, *Ratified Agreements* (77): these documents originate in 1871 after the purported “end” of treaty making and were ratified in *statute* form. Third, *Rejected by Congress* (85): this class of documents exemplifies the “broken” treaties in the sense that this term is used to refer to deals that were particularly cavalier regarding Indian rights (Deloria and DeMallie 1999, 745) and is the sum total of those that were submitted to the Senate, but not ratified. Finally, *Unratified Treaties* (68): this class of documents includes all the treaties signed before 1868 (and thus potentially includable in the first category above) yet never submitted for Senate ratification in the usual way. As noted earlier, we wish to know how these legal groups differ in practice, and over time.

Modeling Indian Treaty Texts

We contend that treaties are contracts. Further examining this substantive speculation requires that we identify the empirical number and meaning of the “dimensions” of the texts (if any exist).⁹ Thus, the first task here is to scale the documents onto some continuum (or set of continua) before more detailed inspection. In order to remain a priori agnostic about the actual nature of the dimensions,¹⁰ an “unsupervised” approach seems reasonable. That is, we will not proceed by assuming a particular treaty (or subset of treaties) is an example of a specific

prior-defined phenomenon of interest; rather, we will interpret the scaling after it is created by the algorithm at hand.¹¹

A very common approach to analyzing texts in this way begins by creating a “term document matrix” (TDM) which simply records a count, or proportion, or binary presence, of each word (the TDM columns) in a given document (the TDM rows). Typically there is some pre-processing: popular operations include “stemming”—erasing word suffixes to obtain the “root” of the word—and the removal of “stop” words. The latter are tokens that appear in high frequencies in many documents, and thus their presence conveys little information (e.g., “the,” “to,” “and”). A helpful consequence of such operations is that the number of relevant features is reduced to more manageable dimensions. We might then factorize this matrix down to its “key” components before describing and interpreting the positions of the observations (the documents) relative to one another. For our particular case, however, working with TDMs may not be ideal. In particular, any information about word *order* is essentially jettisoned. That is, from the perspective of a “stopped” TDM—one in which commonly occurring words thought not to discriminate between texts are dropped—a document consisting of the phrase “no peace between us” is identical to one constructed of the phrase “peace between us.”

One way to preserve word order is to use “string kernels” in the sense of Lodhi et al. (2002). As a running example, suppose our document was the single word “apartment.” A *substring* of “apartment” is an ordered, contiguous subset of its letters (of length at least 1), so “part,” “par,” “art,” “me,” and “men” would all be examples—as would “p,” “ar,” “rtm,” and “tme,” though they are not actual words. We say that the *p*-spectrum of a document is simply the frequency distribution of the substrings of length *p* within it. The inner product of two documents d_1 and d_2 is then just the number of *p*-length substrings they have in common. An example is instructive: let the first document be `apartment` and the second be `treatment`, `part` 1. These documents have three 4-strings—`part`, `ment` and `tmen`—in common. Thus $\kappa(d_1, d_2) = 3$, which is then normalized to account for differing document lengths. The idea is that similarly consecutive characters are an important component of document nearness: texts that share “war ends” will be closer in space than two which contain “war ends” and “ends war,” respectively. Thus, word-order information

⁸We edit out the lists of signatories—some of which run to several pages—while preserving all other content of the treaties and agreements.

⁹Note that the goal is not to uncover the “ideal points” of the document authors. This means that techniques such as those introduced by Slapin and Proksch (2008) are not quite appropriate here.

¹⁰We would proceed differently if we knew a priori that particular words or phrases signified public positions on some predefined dimension(s)—see Lowe et al. (forthcoming) for a discussion of this idea in the context of manifestos.

¹¹This caution is simply an acknowledgment that, in fact, we might be wrong: the uncovered dimension(s) may have no relation to the suggested “contract curve” between parties.

is included in the metric.¹² Once all the inner products of all the document pairs in the corpus have been calculated, we have the ‘kernel matrix’ and scaling can begin. In practice, we use kernel PCA (Scholkopf, Smola, and Muller 1998) for this last stage, which projects the observations via principal components of the data which are themselves possibly *nonlinearly* related to the original variables. To implement kernel PCA for our string kernels, we utilized *kernlab* (Karatzoglou et al. 2004) for the R language and environment (R Development Core Team 2009), and our choice of string length was five for what follows.¹³

Results

The first requirement is to investigate model fit, that is, to determine the number of dimensions that best describe the texts at hand. In Figure 1 we plot the eigenvalues—a measure of variance explained—for a ten (principal) component fit. The scree test (Figure 1) does not show an obvious “elbow,” suggesting there is some variation of substantive interest in a fitted model of up to seven dimensions. Nonetheless, the drop-off in fit after the first component is considerable, and we focus on that “main” dimension in what follows.¹⁴

Determining what the uncovered dimension “represents” substantively is not a trivial task. Here, we proceed by treating the derived scaling as a continuous outcome to be predicted by the various frequencies of the words in the documents. The goal is to discover what *types* of words, and what types of phrases, appear to be associated with the relative position of the texts on the unit interval. For now, we focus on the 442 documents which were ratified under Article II or are post-1871 agreements and thus had

a direct impact on Indian welfare in and of themselves. Specifically, our approach is as follows: First, we construct a stemmed (in the sense that different variants of the same word are grouped together) term document matrix M with “stop” words and punctuation removed.¹⁵ Each cell is calculated as the term frequency–inverse document frequency (tf-idf) of the word. Recall that this measure is increasing with the frequency with which a particular word is used in a treaty, but then down-weighted according to the frequency of its use in all the treaties put together. We then remove “sparse” terms that are not present in at least 90% of the documents (leaving a total of 597 individual stems). We take the transpose of M , denoted X , as a model matrix in the sense that each row corresponds to a treaty and each column a different stem. We perform a (linear) detrending of the scale to ensure that localized (in time terms) shifts in language can be properly accounted for.¹⁶ Finally, we “regress” the one-dimensional detrended scale Y on X using a “random forest” (in the sense of Breiman 2001) machine learning algorithm. The advantage to using the random forest procedure—as opposed to more conventional approaches—is that we can obtain a measure of variable importance despite the fact that the number of columns of X (stems) far exceeds the number of observations (treaties).¹⁷ Figure 2 reports the 35 most important stems for our data. As can be seen there, the stems *land*, *tract* and *reserv* are apparently helpful for discriminating the treaties’ scaled locations, as are the terms *relinquish*, *friendship*, *dollar*, and *boundari*.

To ease the interpretation of this plot, Table 1 reports some of these important stems—and some other interesting terms—and the most common way that they actually appear as words, and in frequent contexts, in the treaties. We sort the entries by the correlation between the frequency (the tf-idf) of the stem and the treaties’ positions on the scaled interval. Thus, for example, the stem “boundari” appears most commonly as the word “boundary” and in the sentence fragment “the tract of land included within the following boundaries.”

¹²See Schutze (1993) for a slightly different justification of this approach. There are more traditional techniques for including word-order information, often via bigrams or trigrams in a naive Bayesian model (see Manning and Schutze 1999, 191–224, for an overview). From a classification point of view, the results of implementing these methods have been mixed, at best: indeed, one of the few cases of performance improvement has occurred when such methods have been merged with variants of string kernel measures (see Bekkerman and Allan 2004, 3–5).

¹³Note that, in English-language applications, string lengths between four and seven prove optimal for classification purposes (Lodhi et al. 2002), and there is little practical difference in the results as this parameter is varied.

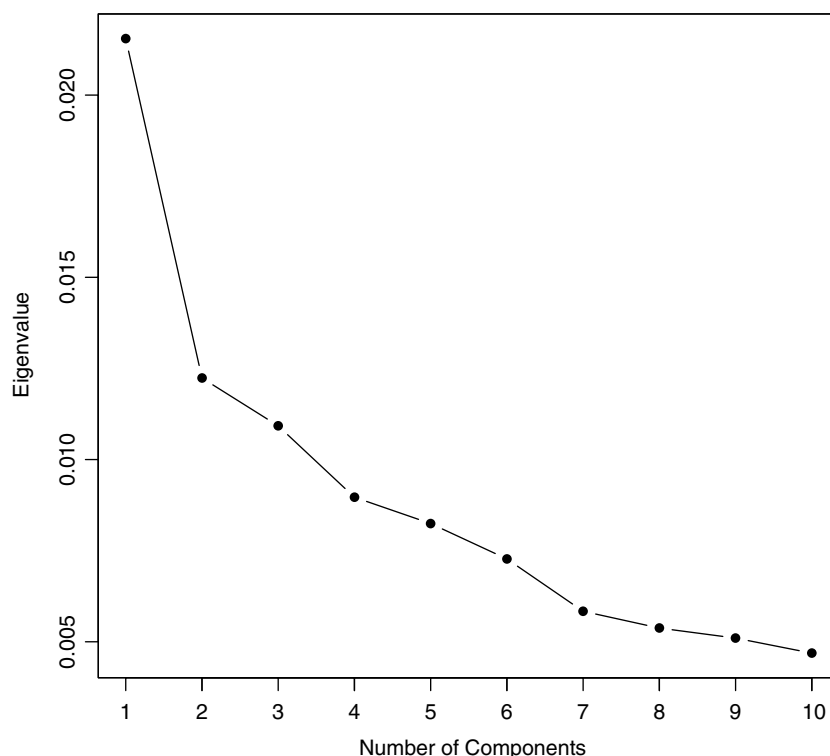
¹⁴Investigation of other dimensions suggests that they are variants on the first, albeit focusing on different locales and times. For example, the second dimension deals primarily with variation among tribes from the Old Northwest (from Indiana and along the Missouri River), though the overarching “harshness” differences described below appear to hold here too.

¹⁵In principle, one could study the underlying 5-strings directly, but two problems emerge: (1) to speed up the process of working with string kernels, dynamic programming is used and the strings themselves are not “remembered” for the purposes of latter discrimination; (2) even if they were, it is not obvious they would be helpful. For example, an important string might be *ll_re*, which is not easily identified as having been derived from *will remove*.

¹⁶In practice, detrending makes little difference here, but it avoids the attribution of sentiment variation to longer-term trends affecting all treaties regardless of their nature.

¹⁷The metric itself is based on the increase in mean square error in predicting Y when that particular stem is permuted.

FIGURE 1 Model Fit: Eigenvalues for 1 through 10 (Kernel) Principal Components



Studying the table and the correlations, it seems that conciliatory language—speaking of “friendship,” “peace,” and “mutually”—is associated with more positive values on the treaty scale. By contrast, talk of “land” and the need to “relinquish” property and “reservations” are correlated with low values on the treaty scale. The latter set of terms is surely indicative of more aggressive treaty writing relative to the agreeable tone of the former. This result is not an artifact of the restricted sample; though we do not report them here, the direction of the correlations for the words in Table 1 for the full data set (thus including rejected treaties and those that were never submitted) is as previously described: the words pertaining to consent and mutualism are associated with higher (detrended) scale scores, whereas the words dealing with land deals, removal, and the surrendering of rights are associated with lower scores.

To see this variation in practice, consider Figure 3. Here, we plot the rescaled positions of each document in our data set over time. The term “rescaled” in the context simply means that the original kernel PCA (one-dimensional) scores are compressed on a zero to one interval, with no loss of generality. The date for each is as given by Deloria and DeMallie (1999) and corresponds to the *signing*—not necessarily the ratification—of the treaty in

question. As noted in the plot legend, [green] circles are valid treaties and agreements, i.e., the first two parts of the data set as discussed in the third section, while [red] triangles are “rejected” treaties, and [purple] squares are those that were never submitted for ratification. The broken black line demarcates the purported “end” of treaty making after which, as readers can readily see, most of the treaties are scaled below the 0.5 point on the y -axis. The solid, undulating black line moving left to right is simply a weighted moving average (a lowess) of the scaled points, to give a sense of the general movement over time. More formally, a (nonparametric) Spearman rank correlation test yields a $\rho = -0.67$ ($p < 0.01$) for the time series, suggesting that the data are indeed generally declining in value over time. If we accept that this scale represents a declining bargaining advantage for the Indians—as we argued above—we thus have *prima facie* evidence that the treaties impose harsher resource-transfer conditions over time.

With some evidence that the measurement strategy is valid, we will turn to the question of institutional change in 1871 momentarily. Before doing so, we examine another empirical implication of the bargaining framework which should help to shed light on the merits of our strategy here.

FIGURE 2 Thirty-Five “Most Important” Stems for Predicting Operable Treaty and Agreement Scaling

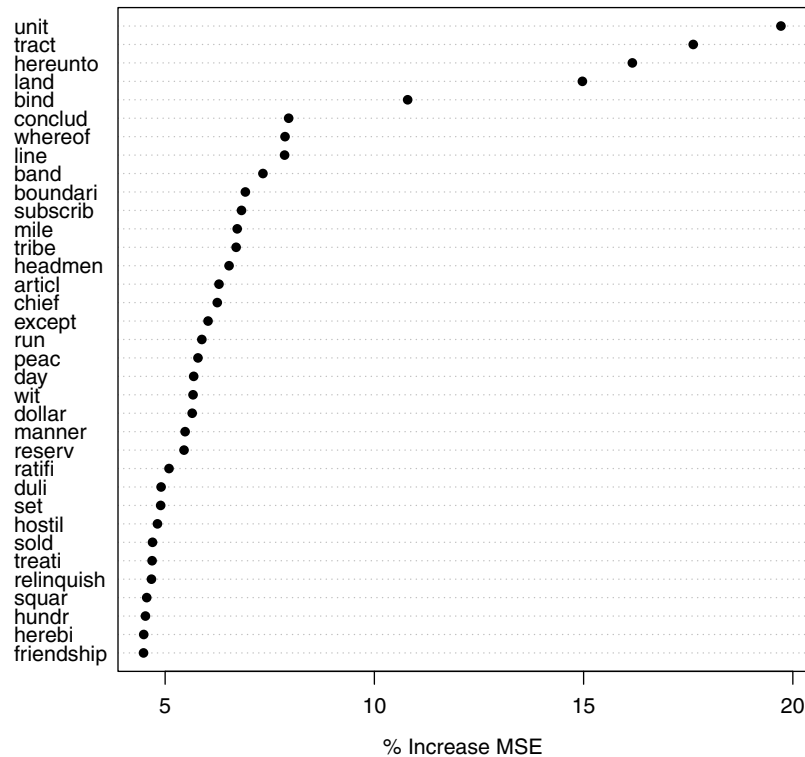


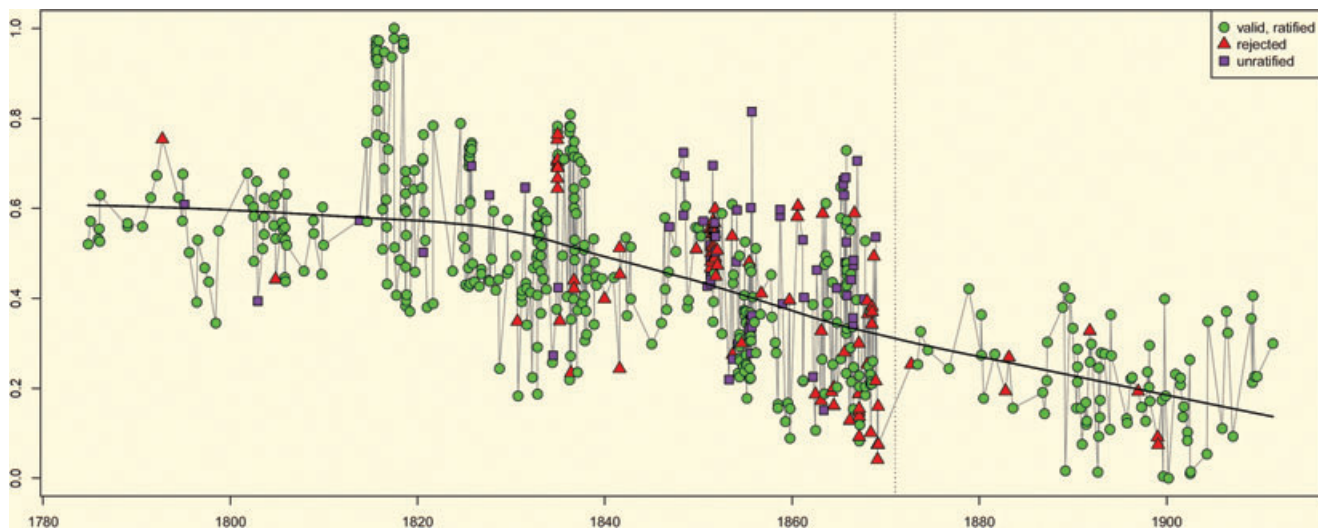
TABLE 1 Some Stems and Their Use in the Valid and Operable Treaties, and in Agreements

Stem	Most Frequent Use	Common Phrasing (Frequency)	Correlation
friendship	friendship	“A treaty of peace and friendship,” (15)	0.62
peac	peace	“A treaty of peace and friendship” (15)	0.56
mutual	mutually	“shall be mutually forgiven and forgot” (19)	0.49
boundari	boundary	“the tract of land included within the following boundaries” (4)	−0.01
relinquish	relinquish	“cede and relinquish to the United States” (5)	−0.08
dollar	dollars	“forty dollars” (11)	−0.10
tract	tract	“One tract,” (14)	−0.20
land	lands	“one section of land” (29)	−0.49
reserv	reservation	“one other reservation” (5)	−0.49

War and Peace and Treaty Making

One of our informal, intuitive predictions from the second section was that a relatively (to Indian forces) strong U.S. military would enable the government to impose harsher terms in subsequent treaties. By exploring whether or not that was indeed the case in terms of the “main” dimension of treaties above, we can comment further on the reasonableness of contract bargaining as a structure for understanding U.S.-Indian relations.

Before embarking on this effort in more depth, two issues are worthy of note. First, only some of the Indian wars involved pitched battles, ascribable combatants, identifiable outcomes, and obvious start and finish dates. In this way, those cases are similar to the interstate conflicts studied by students of international relations. An example would be Red Cloud’s War (1865–68) in which the Lakota, Northern Cheyenne, and others were able to defeat U.S. government forces and obtain a relatively favorable outcome in postwar negotiation. Conversely, the

FIGURE 3 Scaled Location of All Treaties, by Year of Signing

Note: Treaties and agreements that are “valid” are [green] circles, rejected treaties are [red] triangles, and treaties that were never submitted and thus unratified are [purple] squares. The broken line corresponds to 1871 and purported “end” of treaty making.

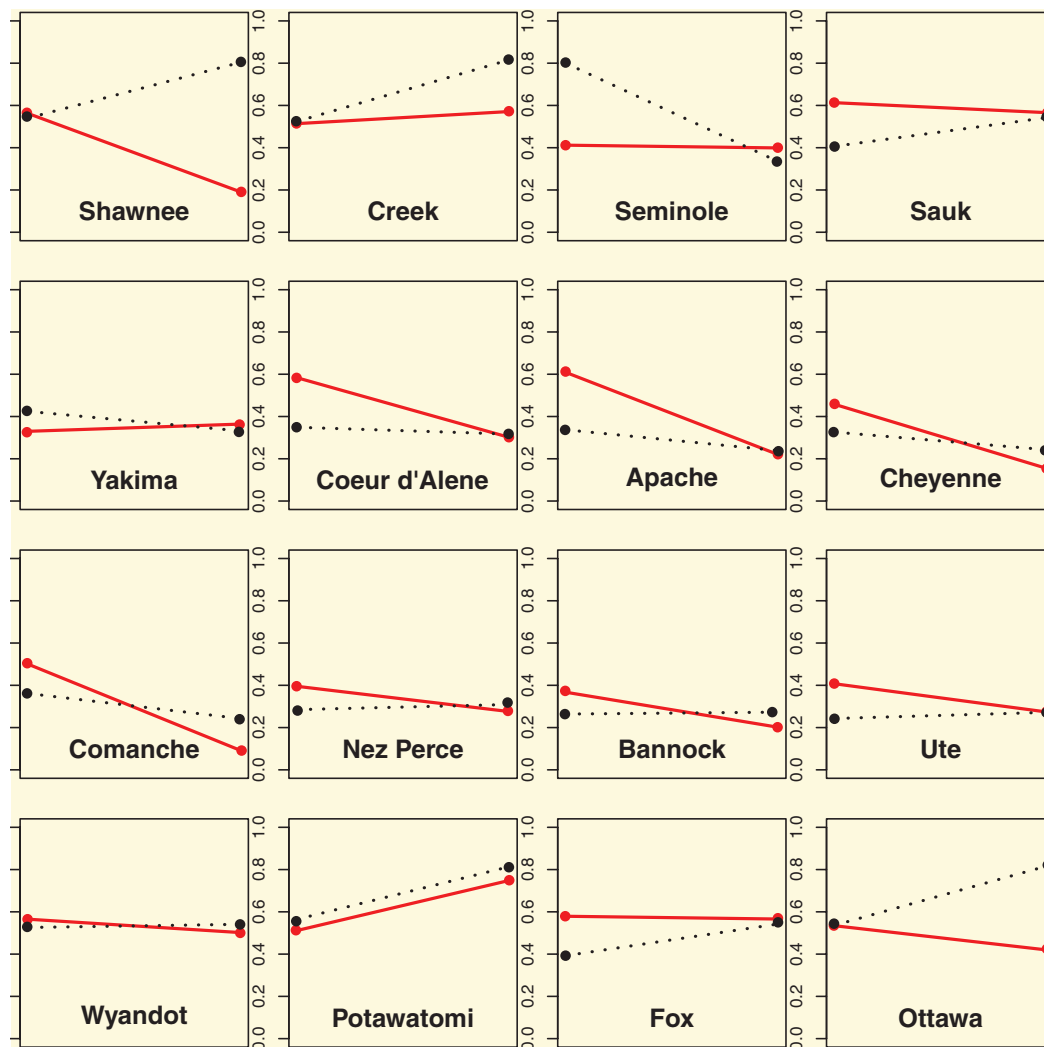
Third Seminole War (1855–58) involved very small numbers of Indian warriors (perhaps no more than 200 men), with the conflict itself little more than sporadic raiding attacks on Florida settlers, followed by U.S. state militia attempts to capture the rebel tribe members. Second, related to this contrast, the extent to which we have a “paper trail” of treaties pertaining to the resolution of the conflicts is variable: for example, the peace terms of Red Cloud’s War are located in the Treaty of Fort Laramie (1868), but we have no similar physical documentation for the Modoc War (1872–73), Snake War (1866–68), or the various Seminole campaigns.

With the above inconsistencies in mind, we proceed as follows. We use Axelrod’s (1993) *Chronicle of the Indian Wars* to define the universe of cases of wars between Indians and the United States, including (approximate) beginning and end dates. For each (primary) tribe involved in (at least one) war, we calculate their “prewar” score as the mean of the scaled treaties to which they were signatories before the onset of the (last) conflict they were parties to. We calculate their “postwar” score as the scaled treaty to which they were signatories after the (last) conflict they were parties to. Our “control group” are those tribes who are never involved in war. For any given war onset, we take the mean of the control group’s treaties in the four years preceding that date as the control “prewar” measurement. Conversely, the control “postwar” measurement is the average treaty scores for

these tribes in the succeeding three years after the conflict ends.¹⁸

The essence of this scheme is that we have a (mean) difference in treaty scores for tribes involved in wars and a (mean) difference for nations that were never at war. For example, the Shawnees had a prewar average of 0.561 (on the zero to one interval), which decreased to 0.192 after their conflicts. By contrast, in the rest of the contemporaneous sample, the mean for this period began at 0.541 and actually increased to 0.803. In general, tribes involved in wars were worse off after they fought than contemporaneously treating tribes that were not directly involved in conflict. This pattern becomes more obvious in Figure 4, where we plot the treaty scores on either side of a tribal war (for those cases where the tribes actually signed treaties on both sides). Broadly, we see that the tribes fighting wars (the solid [red] lines) find themselves worse off in the postwar period relative to the way they began them (the solid lines slope downward). When war is associated with a period of welfare improvement, as in the case of the Potawatomi or the Creek, nonwarring tribes see their own welfare improve more over the same period. Finally, when nonwar tribes see their welfare decreasing—as

¹⁸The asymmetry—four years pre, and then three years post—is due to the fact that three years before the date of war onset is not sufficient to include any treaties for some conflicts. For example, the four years before the Creek Civil War in 1813 saw no treaties signed with nonwarring tribes.

FIGURE 4 Pre- and postwar Treaties for (Complete) Cases

Note: The y -axis in every case is the zero–one interval. The solid [red] line connects mean score for war tribe treaties, either side of war. The broken [black] line connects mean score for nonwar tribe treaties, either side of war.

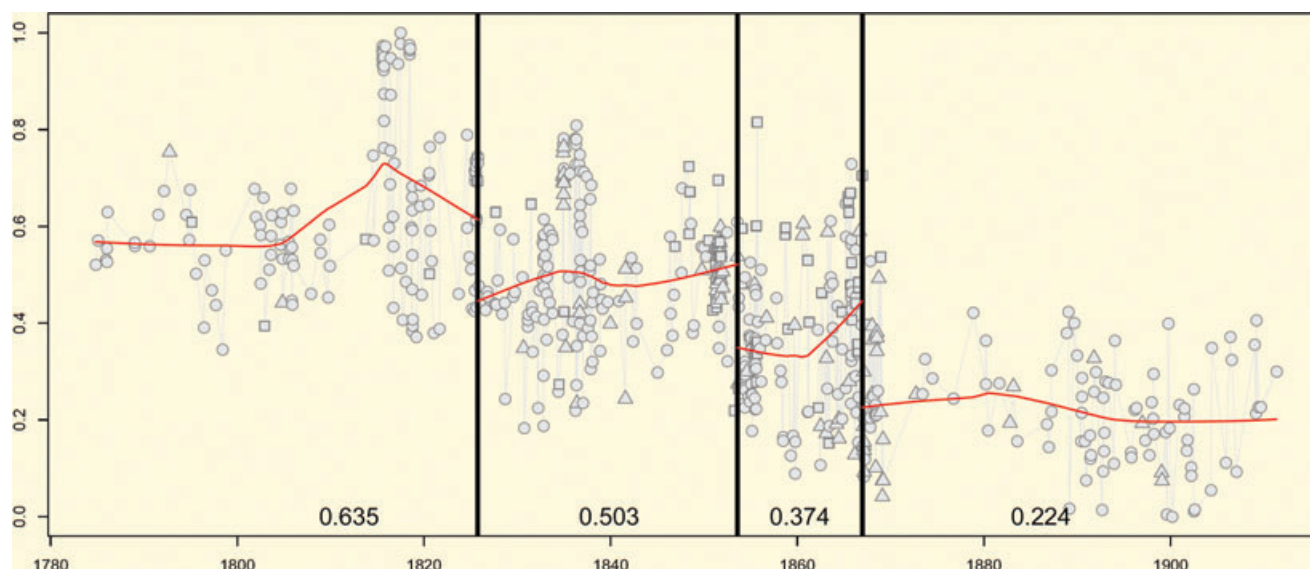
is the case when compared to the Apache or Cheyenne—it is worth noting that their treaties become harsher at a slower *rate* than those fighting wars in the same periods. The mean difference in differences is statistically significant ($p < 0.05$) via a t -test, and a Wilcoxon-signed rank test yields congruent results ($p < 0.05$). In short then, defeat in war is associated with more deleterious treaty terms for Indians. This is consistent with our intuitions above: after defeat, the Indians are weaker and must accept the pernicious treaty demands that subsequently arise. Having now established further validity of our construction and interpretation of the “main” dimension, we now return to the main theme of the article. In particular, we want to know whether the removal of the right to treat by the president affected the qualitative nature of the

subsequent agreements that emerged in bargaining terms and how that fits within a general historical trajectory of increasing (relative) U.S. military power.

The “Differentness” of the Agreements

Are the post-1871 agreements “different” from the treaties that preceded them? One way to investigate this notion is simply to compare the distribution (or the relevant moments of that distribution) for the rejected treaties relative to the others. With Figure 3 in mind, however, a straightforward problem emerges: by definition, the agreements were much later than the treaties. If we believe there is some *general* time trend—as the previous subsection

FIGURE 5 Breakpoints in Treaty Making



Note: Thick, black vertical lines are segments implied by Bai and Perron test. Means of segments (in terms of PCA scale) are text at bottom of segment. The [red] lines descending left to right are lowest moving averages for specific segments.

contents—then a comparison of this type may be inappropriate. In short, it will assign a difference to agreements when, in fact, the difference is an aggregate one affecting all documents signed later (wherein it so happens that there are only agreements). Indeed, the scaled locations of the valid treaties and ratified agreements certainly differ ($p < 0.01$) according to a t -test (alternative hypothesis being inequality of means), a Wilcoxon-signed ranked test (alternative: true location shift not zero) and a Kolmogorov-Smirnov test (alternative being two sided). In order to compare like with like then, we first detrend the data. That is, we re-represent each scaled treaty as a deviation from the linear regression mean at that point. For this detrended data, we cannot reject the null that the treaties and agreements are similar; to the extent that we take general shifts over time into account, there is not linguistic evidence of an “end” to treaty making in 1871. As a second check, we compared the raw scores (not detrended) of treaties immediately around the purported change point around 1871: in particular, we compared the 10 treaties prior and post, then the 20 treaties, then 30. In every case, for each test as above, we could not reject the null that the two types of document were not different from one another. Taken together, we regard this as *prima facie* evidence against the notion of a “sudden” change to terms due to the constitutional developments of 1871; we return to this notion with more precise tests in the section below.

In passing, we also examined the proposed “differentness” of the treaties rejected by Congress (which might

be described as “broken” in nature). To deal with this question, we first detrend the time series as above. Second, we “match” each rejected treaty with the closest (in date terms) nonrejected one and compare the vector of scales for these two groups. Thus, the rejected Wabash treaty signed on September 27, 1792, is paired with the valid and operable Cherokee treaty signed six months earlier. Meanwhile, the rejected treaty signed with the Creeks in January 1899 is paired with the ratified agreement signed with the Crow in June of the same year. In every case, we cannot reject the null hypothesis ($p > 0.05$) that the rejected treaties are similar to those that were not rejected. In short, we find no evidence of the rejected treaties being different in linguistic terms from those signed in contemporary periods.

Change Points: Indian Removal, Reservation System, Civil War

To explore the evolution of treaties a little more, we consider possible “change points” in the time series of treaties (see Greene 2002, 116–47, for an overview). If the institutional developments of 1871 represent a new fate for Indians, we ought to see that time identified as a noticeable break in the data.

Since every document has a single associated score on a continuum, we treat the data-generating process as continuous and consider possible instability of coefficients in a classical linear regression sense. Using the

method derived by Bai and Perron (2003), implemented by Zeileis et al. (2002), the best-fitting model (selected via BIC) has three breaks.¹⁹ These change points correspond to observations in 1825, 1853, and 1866. In Figure 5, we plot the break points and moving average lines for each (resulting) segment. Notice that, in every case, the mean scale of the treaties is falling. Pre-1825 it is around 0.6, but by the last period (post-1866), it is just 0.224 on average.

From an empirical perspective, it seems plausible that the first break corresponds to the events leading up to the Indian Removal Act of 1830. Although well known, the act is often misrepresented as providing authority for the president to remove tribes to west of the Mississippi. In fact, that power was not new; the key to this legislation is that it provided specific financial assistance for the movement (Banner 2005, 217). Either way though, scholars have certainly seen this period as a shift in U.S. treatment of Indians—after which policy became more aggressive and the benefits from land deals were increasingly one-sided (e.g., Deloria 1985). Satz (1976, 1–6, 14–18) argues that, for President Jackson, war with the Indian nations, should it have been required, was much less *politically* costly than for his predecessors, not least due to the efforts of Thomas L. McKenney, who was charged with the task of swaying public opinion. Furthermore, recall that our discussion in the second section requires the government to make credible threats that it might win a conflict (i.e., the Indians must believe that the United States is sufficiently powerful that they must acquiesce to a “harsh” treaty). In the decade succeeding this break, the United States defeated Indian tribes in the Old Northwest (including those led by Tecumseh and Black Hawk), the Deep South (the Creek War), and the Southeast (First Seminole War).²⁰ In view of this threat of force from the United States, Indians were increasingly unable to resist pernicious treaties that offered the government much but the tribes very little.²¹

The period immediately preceding the Civil War sees a drop-off in treaty generosity. In terms of specific “causes,” Keohane (1996) discusses the explosion in the U.S. population around this time, and the insatiable search for western lands. As part of this expansion, the 1850s corresponds with a new way of “doing business”

for the United States: specifically, the start of the “Reservation System” (Trennert 1975) wherein the government both purchased land as it had long done, but then, in addition, carved out a particular parcel within that expanse in which the Indians were expected to live. Exactly why the federal government chose this course of action is the subject of some debate, but part of the argument appears to be humanitarian in nature; it was thought that reservations would offer a safe haven as far afield as possible from rapacious frontiersmen, while Indians would also be more secure in their property and more likely to take on white cultural norms (Banner 2005, 232–33). The final slump in treaty terms comes after the Civil War as the United States could, once again, turn its attention to the “Indian question.” In particular, this period sees the beginning and then intensification of military efforts against the Sioux of the Black Hills: the mean treaty value falls from 0.37 down to 0.22.

All told, we do not see an 1871-specific break. This is consistent with our claims regarding the lack of “differentness” of these agreements in the section above. Otherwise put: the story about the varying relative power of the United States seems to fit better with our data than the notion of institutional change as a driver of treating relations.

In passing, it is worth noting that Prucha’s (1994) hypothesis of a break around 1812 in treaty terms is partly supported by our data. It is certainly true that, on average, treaties are worse for Indians after the 1812–15 war, though that event does not (of itself) appear to be a break date. In practice, the surge in treaty scores around that time in part results from a series of hurried “peace” treaties between the United States and friendly tribes (such as the Wyandots and Delawares) in an attempt to ally against the British. Logically, this was when those Indians were at their most powerful in terms of bargaining and treaty making.

Discussion

Native American treaties and agreements signed with the U.S. government provide an extraordinarily detailed record of the developing relationship between a rising superpower and a people that now suffer from disproportionate social deprivation and lack of opportunities. This is of interest to political scientists, historians, lawyers, and public policy makers, and it is surely difficult to gainsay the profound practical consequence of this collection of documents. Here, for the first time, we took the universe of almost 600 observations of these texts and subjected them to systematic statistical analysis. Our primary

¹⁹For purposes of fitting, the (default of) a minimum segment size of 15% of the original time series is used.

²⁰Indeed, the First Seminole War had personally involved Jackson as a commander.

²¹As Prucha describes, the Indians of the Southeast “had been forced into treaties they did not want, treaties whose validity they denied but which were adamantly enforced by the government” (1994, 182).

concern was to investigate the consequences of an institutional change in 1871, by which the president was stripped of the right to treat by an exigent Congress. By extracting a “main” dimension of treaty making, we found strong evidence—statistical and substantive—that treaties became harsher over time, though it was not obvious that the 1871 alteration in bargaining rights made much difference in itself. Instead, we noted that the mid-1820s, and then the middle years of the nineteenth century, correspond to a marked shift in the nature of treaty making. We showed how this behavior corresponds to our theoretical priors about bargaining between parties as circumstances change: as the United States became more powerful in the middle of the nineteenth century, it was able to drive harsher bargains with enervated tribes. As an aside, we found little evidence that the “broken” treaties form their own distinct group in the data. We also showed that war was associated with deleterious treaty outcomes for Indians: this may well be because the United States felt morally and militarily able to impose harsher terms ex post. More generally, this article showed the usefulness of utilizing texts as data: systematic inferences may be made that allow for the testing of theories from different fields.

To derive our results, we used kernel methods that allow scholars to take word-order information into account when looking for patterns in textual data. International treaties would be an interesting area to extend this analysis: for example, how has the language in treaties between the United States and Russia and between the United States and China changed over time? And does it correspond to the relative power of the parties during these periods? In that application, of course, countries are not typically bargaining over land as were the Indians and the U.S. government. Nonetheless, one could certainly assess the dimensionality of the texts via the scree plot technique mentioned above, and then interpret their nature using the TDM in the way discussed in the fifth section.

Doubtless, there is much work left to do on Indian treaties. If the “broken” treaties are not obviously different, then a more subtle model and story is required: understanding why certain members of Congress chose not to ratify is certainly of interest. Fortunately, we have good data on their roll-call decisions, and so future efforts might profitably consider their motivations and actions. In addition, now that the treaties are digitized and fully machine readable, further content analysis is possible: it might be particularly interesting to examine the precise parameters of the land (and other deals) offered by the parties to get a better sense of the evolving economics of contracts between the United States and Indian tribes. In this way, the treaties represent an intriguing testing ground for theories of bargaining discussed and extended

in the burgeoning literatures of economics and international relations.

References

- Akers, D. 2004. *Living in the Land of Death: The Choctaw Nation, 1830–1860*. East Lansing: Michigan State University Press.
- Asher, B. 1999. *Beyond the Reservation: Indians, Settlers and the Law in Washington Territory, 1853–1889*. Norman: University of Oklahoma Press.
- Axelrod, A. 1993. *Chronicle of the Indian Wars: From Colonial Times to Wounded Knee*. New York: Prentice-Hall.
- Bai, J., and P. Perron. 2003. “Computation and Analysis of Multiple Structural Change Models.” *Journal of Applied Econometrics* 18: 1–22.
- Banner, S. 2005. *How the Indians Lost Their Land*. Cambridge, MA: Belknap/Harvard.
- Bekkerman, R., and J. Allan. 2004. “Using Bigrams in Text Categorization.” Discussion Paper IR-408, Center of Intelligent Information Retrieval, University of Massachusetts Amherst.
- Breiman, L. 2001. “Random Forests.” *Machine Learning* 45(1): 5–32.
- Budge, I., H.-D. Klingemann, A. Volkens, J. Bara, and E. Tanenbaum. 2001. *Mapping Policy Preferences: Estimates for Parties, Electors, and Governments 1945–1998*. Oxford: Oxford University Press.
- Calloway, C. 2008. *The Shawnees and the War for America*. New York: Penguin/Viking.
- Deloria, V. 1985. *Behind the Trail of Broken Treaties: An Indian Declaration of Independence*. Austin: University of Texas Press.
- Deloria, V., and R. DeMallie. 1999. *Documents of American Indian Diplomacy: Treaties, Agreements, and Conventions, 1775–1979*. Norman: University of Oklahoma Press.
- Edmunds, D. 1978. *The Potawatomis: Keepers of the Fire*. Norman: University of Oklahoma Press.
- Ethridge, R. 2003. *Creek Country: The Creek Indians and Their World*. Chapel Hill: University of North Carolina Press.
- Fearon, J. D. 1995. “Rationalist Explanations for War.” *International Organization* 4(3): 379–414.
- Federal Register. 2007. “Indian Entities Recognized and Eligible to Receive Services from the United States Bureau of Indian Affairs: Notice.” Department of the Interior: Bureau of Indian Affairs, Part V.
- Gibbon, G. 2003. *The Sioux: The Lakota and Dakota Nations*. Malden, MA: Blackwell.
- Greene, W. 2002. *Econometric Analysis*. 5th ed. Upper Saddle River, NJ: Prentice-Hall.
- Hopkins, D., and G. King. 2010. “A Method of Automated Non-parametric Content Analysis for Social Science.” *American Journal of Political Science* 54(1): 229–47.
- Johansen, B., and V. Deloria, eds. 2004. *Enduring Legacies: Native American Treaties and Contemporary Controversies*. Westport, CT: Praeger.
- Kappler, C. 1904. *Indian Affairs: Laws and Treaties*. Washington, DC: Government Printing Office.

- Karatzoglou, A., A. Smola, K. Hornik, and A. Zeileis. 2004. "kernlab—An S4 Package for Kernel Methods in R." *Journal of Statistical Software* 11(9): 1–20.
- Keohane, R. 1996. *Commitments in United States Foreign Policy, 1778–1989*. Unpublished manuscript, Princeton University.
- Koremenos, B. 2005. "Contracting around International Uncertainty." *American Political Science Review* 99(4): 549–65.
- Laver, M., K. Benoit, and J. Garry. 2003. "Extracting Policy Positions from Political Texts Using Words as Data." *American Political Science Review* 97(2): 311–31.
- Lodhi, H., C. Saunders, J. Shawe-Taylor, N. Christianini, and C. Watkins. 2002. "Text Classification Using String Kernels." *Journal of Machine Learning Research* 2: 419–44.
- Lowe, W., K. Benoit, S. Mikhaylov, and M. Laver. Forthcoming. "Scaling Policy Preferences from Coded Political Texts." *Legislative Studies Quarterly*.
- Mahoney, C. 2007. "Treaties as Contracts: Textualism, Contract Theory and the Interpretation of Treaties." *The Yale Law Journal* 116: 824–57.
- Manning, C., and H. Schutze. 1999. *Foundations of Statistical Natural Language Processing*. Cambridge, MA: MIT Press.
- McKee, J. O., and J. A. Schlenker. 1980. *The Choctaws: Cultural Evolution of a Native American Tribe*. Jackson: University Press of Mississippi.
- Miller, R. J. 1991. "Speaking with Forked Tongues: Indian Treaties, Salmon, and the Endangered Species Act." *Oregon Law Review* 70(3): 543–84.
- Miller, R. J. 2007. "Indian Treaties as Sovereign Contracts." *Flash Point* 9(Spring): 543–850.
- Muthoo, A. 1999. *Bargaining Theory with Applications*. Cambridge: Cambridge University Press.
- Myerson, R. 1997. *Game Theory: Analysis of Conflict*. Cambridge, MA: Harvard University Press.
- O'Brien, S. M., ed. 2003. *In Bitterness and in Tears: Andrew Jackson's Destruction of the Creeks and Seminoles*. Westport, CT: Praeger.
- Osborne, M. J., and A. Rubinstein. 1990. *Bargaining and Markets*. San Diego, CA: Academic Press.
- Powell, R. 2002. "Bargaining Theory and International Conflict." *Annual Review of Political Science* 5: 1–30.
- Prucha, F. 1986. *The Great Father: The United States Government and the American Indians*. Lincoln: University of Nebraska Press.
- Prucha, F. 1994. *American Indian Treaties: The History of a Political Anomaly*. Berkeley: University of California Press.
- Quinn, K., B. Monroe, M. Colaresi, M. H. Crespin, and D. Radev. 2010. "How to Analyze Political Attention with Minimal Assumptions and Costs." *American Journal of Political Science* 54: 209–28.
- R Development Core Team. 2009. *R: A Language and Environment for Statistical Computing*. Vienna, Austria: R Foundation for Statistical Computing.
- Riker, W. 1980. "Implications from the Disequilibrium of Majority Rule for the Study of Institutions." *American Political Science Review* 74: 431–46.
- Riker, W. 1986. *The Art of Political Manipulation*. New Haven, CT: Yale University Press.
- Rubinstein, A. 1982. "Perfect Equilibrium in a Bargaining Model." *Econometrica* 50(1): 97–109.
- Salton, G. 1989. *Automatic Text Processing: The Transformation, Analysis, and Retrieval of Information by Computer*. Boston, MA: Addison-Wesley.
- Satz, R. 1976. *American Indian Policy in the Jacksonian Era*. Lincoln: University of Nebraska Press.
- Scholkopf, B., A. Smola, and K. Muller. 1998. "Nonlinear Component Analysis as a Kernel Eigenvalue Problem." *Neural Computation* 10: 1299–1319.
- Schütze, H. 1993. "Word Space." In *Advance in Neural Information Processing Systems* 5. San Francisco: Morgan Kaufmann, 895–902.
- Simmons, B. 2000. "International Law and State Behavior: Commitment and Compliance in International Monetary Affairs." *American Political Science Review* 4: 819–35.
- Slantchev, B. 2003. "The Power to Hurt." *American Political Science Review* 97(1): 123–33.
- Slapin, J. B., and S.-O. Proksch. 2008. "A Scaling Model for Estimating Time-Series Party Positions from Texts." *American Journal of Political Science* 52: 705–22.
- St. Germain, J. 2001. *Indian Treaty-Making Policy in the United States and Canada, 1867–1877*. Lincoln: University of Nebraska Press.
- Trennert, R. 1975. *Alternative to Extinction: Federal Indian Policy and the Beginnings of the Reservation System, 1846–1851*. Philadelphia: Temple University Press.
- United States Census. 2000. *Profile of General Demographic Characteristics: 2000 Census of Population and Housing*. Washington, DC: U.S. Department of Commerce.
- United States Census. 2002. *The American Indian and Alaska Native Population*. Washington, DC: U.S. Department of Commerce.
- Von Stein, J. 2005. "Do Treaties Constrain or Screen? Selection Bias and Treaty Compliance." *American Political Science Review* 99(4): 611–22.
- Wagner, R. H. 2000. "Bargaining and War." *American Journal of Political Science* 44(3): 469–84.
- White, R. 1991. *The Middle Ground: Indians, Empires, and Republics in the Great Lakes Region, 1650–1815*. Cambridge: Cambridge University Press.
- Wilkins, D. E. 2007. *American Indian Politics and the American Political System*. 2nd ed. Oxford, UK: Rowman and Littlefield.
- Williams, R. 1999. *Linking Arms Together: American Indian Treaty Visions of Law and Peace, 1600–1800*. London: Routledge.
- Zeileis, A., F. Leisch, K. Hornik, and C. Kleiber. 2002. "Structchange: An R Package for Testing for Structural Change in Linear Regression Models." *Journal of Statistical Software* 7(2): 1–38.